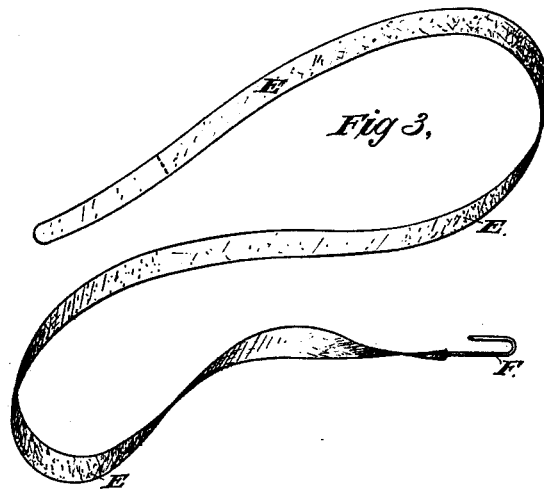
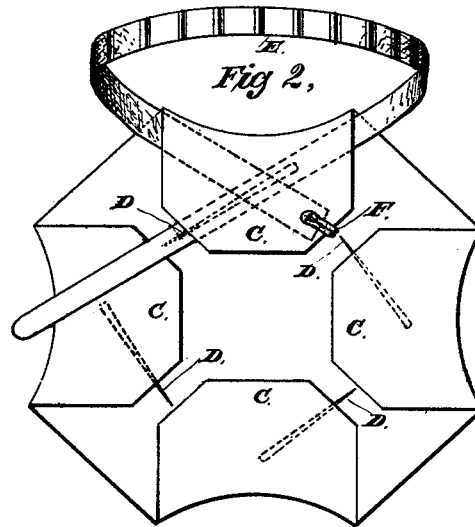
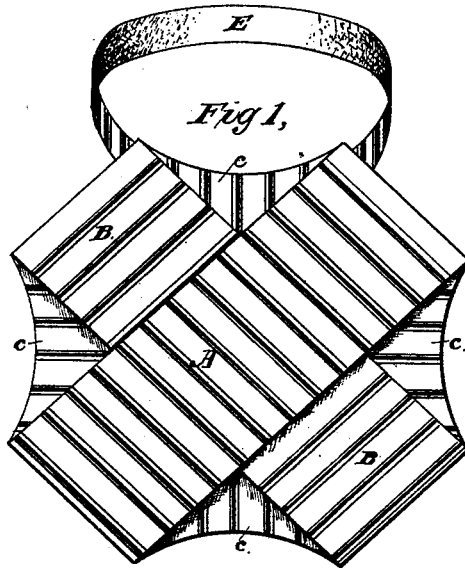


H. SELVAGE. Scarf.

No. 221,619.

Patented Nov. 11, 1879.



Attest:
Geo. T. Smallwood Jr.
Walter Allen

Inventor:
Howard Selvage
By Knight
attys.

UNITED STATES PATENT OFFICE.

HOWARD SELVAGE, OF BROOKLYN, E. D., ASSIGNOR TO RUFUS
WATERHOUSE, OF NEW YORK, N. Y.

IMPROVEMENT IN SCARFS.

Specification forming part of Letters Patent No. **221,619**, dated November 11, 1879; application filed
October 16, 1879.

To all whom it may concern:

Be it known that I, HOWARD SELVAGE, of Brooklyn, in the county of Kings and State of New York, have invented a new and useful Improvement in Scarfs, of which the following is a specification.

My invention relates to a scarf constructed with a number of shields arranged around its periphery, so that it may afford a number of wearing-surfaces; and my improvement particularly consists in providing each shield with an oblique holding-pin, and combining with such a changeable scarf a neck-band provided with a hook at one extremity, so that it will engage automatically with one corner of either of the shields, under which it is slipped in a diagonal position, and after passing around the neck may be slipped crosswise beneath the shield on the other diagonal and caught on the oblique holding-pin with which each shield is provided.

In the accompanying drawings, Figure 1 is a front view of my improved scarf, with the neck-band adjusted for use. Fig. 2 is a rear view of the same. Fig. 3 is a detached view of the band.

The scarf is preferably made of crossed leaves or strips of silk A B, behind the angles of which are applied shields C C C C, as shown in Fig. 2, the front portions of the shields being covered with silk, as shown at *c* in Fig. 1, so as to fill the angular spaces between the leaves A B and present the required finished appearance.

DDDD represent pins projecting obliquely

from one corner of each shield to retain the loose end of the neck-band. The neck-band is shown at E, and detached in Fig. 3. It is made separately from the scarf, and provided at one end with a hook, F, to catch over one corner of the shield beneath which the neck-band is passed, as shown in Fig. 2.

The band being passed around the neck, its free end, which is provided with a stiffening-steel for this purpose, is threaded or passed beneath the shield crosswise, and is caught over the pin D.

From the above description it will appear that when a scarf has been worn in one position the neck-band may be removed and inserted beneath another shield, so as to present another wearing-surface, and so on under each shield, affording a new wearing-surface at each adjustment.

Having thus described my invention, the following is what I claim as new therein and desire to secure by Letters Patent:

In combination with a changeable scarf constructed with a plurality of shields, C, arranged around its periphery, and a neck-band, the holding-pins D, attached obliquely to the several shields, and a hook, F, at the free end of the neck-band, adapted to engage with any one of the shields when the band is passed diagonally beneath the same, all as herein described and shown.

HOWARD SELVAGE.

Witnesses:

FRANCIS BALDWIN,
W. L. SMITH.